



Energy Solutions – Solar PV

A Proposal To: Your Solar Quote

Today

Energy Independence, Economic Development, and Environmental Stewardship



Solar Photovoltaic (PV) System

We only provide high quality panels, equipment, and hardware to our clients.

No Hassle, Turn-Key Solutions

From Paperwork to Design and Installation - We make going solar easy!

Experienced, Professional Installers

Our NABCEP Certified installers have installed over 100 solar systems.

Custom Design, Enhanced Aesthetics

Our team will design your system to maximize both performance and aesthetics.

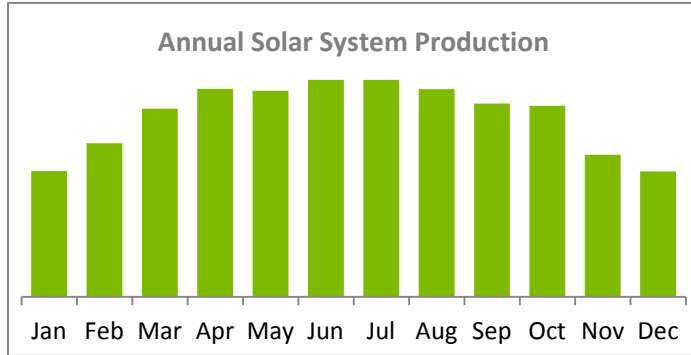
Lower Your Energy Bills

We build systems to last - saving you money for decades.



SYSTEM DESIGN AND PRODUCTION

Example System Size	6.75 kW DC
Annual Production	8775 kWh

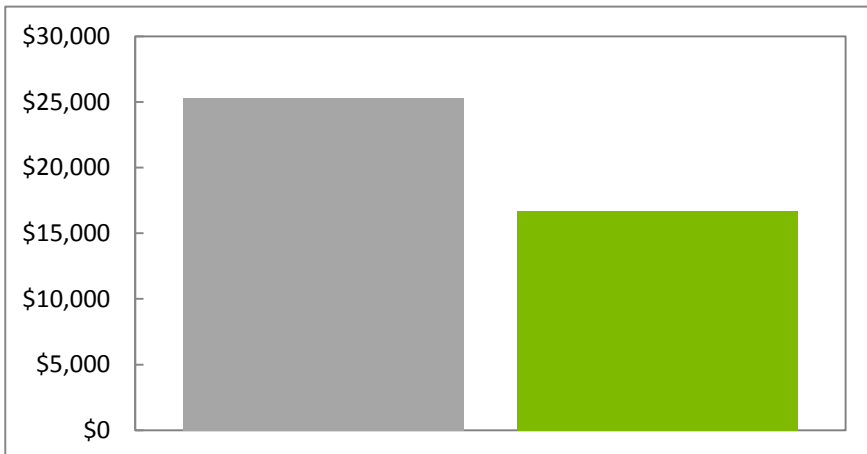


- 27 x CENTROSOLAR 250 Watt Modules
- 1 x SMA 7000 Inverter
- DPW Roof Mounting
- Online Solar Monitoring

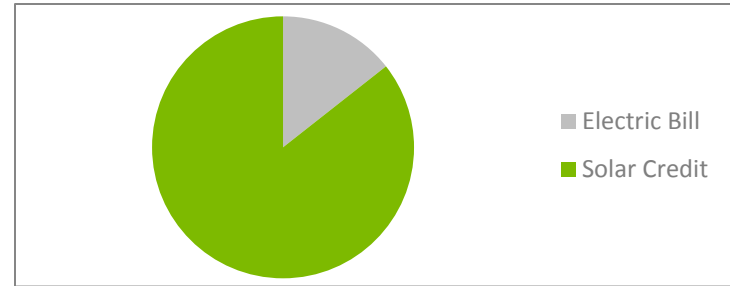
SYSTEM COST AND REBATES

Out of Pocket Payment	\$25,313
TVA Solar Rebate	-\$1,000
Federal Tax Credit	-\$7,594
Final System Cost	\$16,719

Government Rebates Substantially Lower System Cost



UTILITY BILL SAVINGS

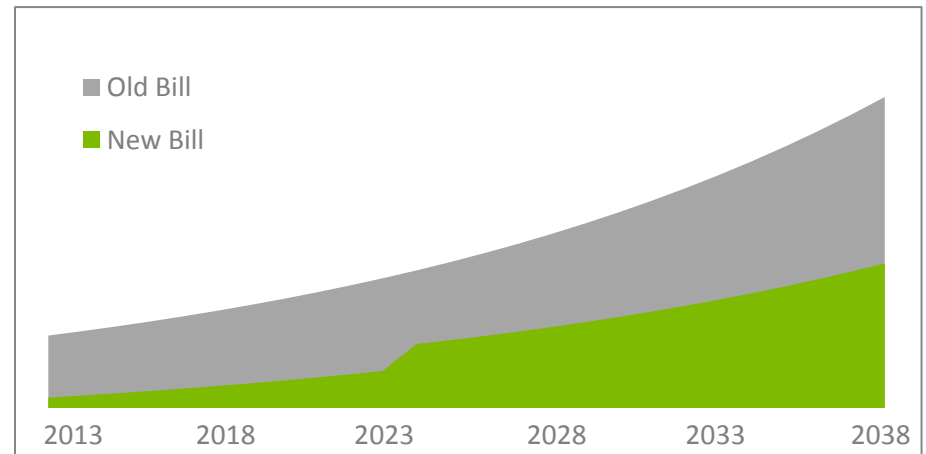


Old Bill	\$136.67
New Bill	\$19.67
Utility Savings First Month	\$117.00
Utility Savings First Year	\$1,404.00
Electric Bill Offset	86%

FINANCIAL BENEFITS

Savings Over 25 Years	\$53,408.61
Return on Investment	10%
Payback	10.4 Years
Cost of Solar Power (25 Year Life Time)	\$0.05 per kWh
Cost of Electricity (25 Year Life Time)	\$0.37 per kWh

Savings Grow Every Year As Electricity Rates Increase



APPENDIX

CASH FLOW STATEMENT

Energy Cost Escalation Rate: **6.00%**

EXAMPLE LOAN

Loan Term (Years) 15

Interest Rate 3.50%

Down Payment \$5,062.50

Year	Beginning Balance	System Rebates	Solar Savings	% ROI Net	Free Cash Flow	System Rebates	Loan Payment	Solar Savings	Tax Savings*	Net Cash Flow
1	-\$25,312.50	\$8,593.75	\$1,404.00	39%	-\$5,062.50	\$8,593.75	\$1,737.16	\$1,404.00	\$235.31	\$3,433.40
2	-\$15,314.75		\$1,456.65	6%	\$3,433.40		\$1,737.16	\$1,456.65	\$222.67	-\$57.84
3	-\$13,858.10		\$1,512.46	6%	\$3,375.55		\$1,737.16	\$1,512.46	\$209.59	-\$15.12
4	-\$12,345.64		\$1,571.62	6%	\$3,360.44		\$1,737.16	\$1,571.62	\$196.03	\$30.48
5	-\$10,774.02		\$1,634.32	6%	\$3,390.92		\$1,737.16	\$1,634.32	\$182.00	\$79.16
6	-\$9,139.70		\$1,700.79	7%	\$3,470.08		\$1,737.16	\$1,700.79	\$167.46	\$131.09
7	-\$7,438.91		\$1,771.25	7%	\$3,601.17		\$1,737.16	\$1,771.25	\$152.41	\$186.50
8	-\$5,667.66		\$1,845.94	7%	\$3,787.67		\$1,737.16	\$1,845.94	\$136.83	\$245.60
9	-\$3,821.72		\$1,925.10	8%	\$4,033.27		\$1,737.16	\$1,925.10	\$120.69	\$308.62
10	-\$1,896.62		\$2,009.02	8%	\$4,341.89		\$1,737.16	\$2,009.02	\$103.97	\$375.82
11	\$112.40		\$1,571.47	6%	\$4,717.72		\$1,737.16	\$1,571.47	\$86.66	-\$79.03
12	\$1,683.87		\$1,665.76	7%	\$4,638.68		\$1,737.16	\$1,665.76	\$68.74	-\$2.67
13	\$3,349.62		\$1,765.70	7%	\$4,636.01		\$1,737.16	\$1,765.70	\$50.18	\$78.71
14	\$5,115.33		\$1,871.64	7%	\$4,714.73		\$1,737.16	\$1,871.64	\$30.95	\$165.43
15	\$6,986.97		\$1,983.94	8%	\$4,880.16		\$1,737.16	\$1,983.94	\$11.05	\$257.83
16	\$8,970.91		\$2,102.98	8%	\$5,137.98		\$0.00	\$2,102.98	\$0.00	\$2,102.98
17	\$11,073.89		\$2,229.16	9%	\$7,240.96		\$0.00	\$2,229.16	\$0.00	\$2,229.16
18	\$13,303.05		\$2,362.91	9%	\$9,470.12		\$0.00	\$2,362.91	\$0.00	\$2,362.91
19	\$15,665.96		\$2,504.68	10%	\$11,833.03		\$0.00	\$2,504.68	\$0.00	\$2,504.68
20	\$18,170.64		\$2,654.96	10%	\$14,337.71		\$0.00	\$2,654.96	\$0.00	\$2,654.96
21	\$20,825.61		\$2,814.26	11%	\$16,992.68		\$0.00	\$2,814.26	\$0.00	\$2,814.26
22	\$23,639.87		\$2,983.12	12%	\$19,806.94		\$0.00	\$2,983.12	\$0.00	\$2,983.12
23	\$26,622.98		\$3,162.10	12%	\$22,790.06		\$0.00	\$3,162.10	\$0.00	\$3,162.10
24	\$29,785.09		\$3,351.83	13%	\$25,952.16		\$0.00	\$3,351.83	\$0.00	\$3,351.83
25	\$33,136.92		\$3,552.94	14%	\$29,303.99		\$0.00	\$3,552.94	\$0.00	\$3,552.94

This financial model has built in assumptions. An accurate final price can only be provided after a detailed site visit and communication with the local Authorities having Jurisdiction. Items they may effect the final price may include but are not limited to: relocation/new utility service drop, exceedingly long wire runs from & between equipment, roof warranty claims/certifications, and working conditions/locations that limit access or require use of specialized equipment.

The information presented here provides an unofficial overview of financial incentives and other policies. It does not constitute professional tax advice or other professional financial guidance, and it should not be used as the only source of information when making purchasing decisions, investment decisions or tax decisions, or when executing other binding agreements.